


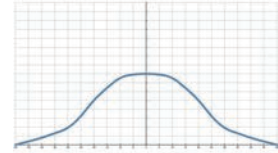
KPMF P Plastic full cone nozzle for precise distribution



【 Top view of nozzle spray pattern 】



【 Flow distribution 】



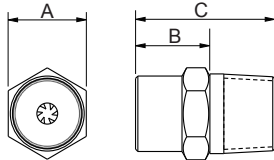
- Recommended working pressure: 2.0 kgf/cm²
- Flowrate tolerance: ± 5% @ 2.0 ± 0.1 kgf/cm²
- Angle tolerance: ± 5° @ 2.0 ± 0.1 kgf/cm²

Features

- Full cone spray.
- Adopts a Holeless multi-slotted core, possess a more uniform impact than other standard solid cone nozzles of the same type. Due to the high spray uniformity, chemical dispersion processes commonly used in semiconductors and printed circuit boards, such as etching processes.
- PVDF is resistant to temperature and corrosive chemical solutions.

Applications

- Cleaning: Gas, exhaust gas, dust, cleaning device, tank cleaning, etc.
- Cooling: Gas, tank, machinery, metal, etc.
- Dispersion: Humidifying, Chemicals, Firefighting, Dust suppression, Deodorization, Defoaming, Sewage treatment, etc.



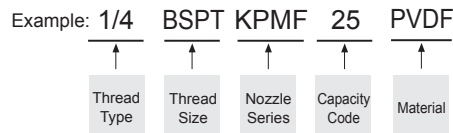
Appearance dimensions may vary depending on model, material. Please ask for details.

Material	Serie	Unit (mm)			Thread Type	Weight (g) PVDF
		A	B	C		
Plastic	1/8KPMF (P)	12	10	19	1/8M	1.5
	1/4KPMF (P)	15	11	21	1/4M	3.8
	3/8KPMF (P)	17	13	25	3/8M	6

Material

- Plastic: PVDF
- CORE: U-PVC, PEEK

How to place an order for LORRIC nozzles?



※ Standard Pressure: Column in red.
 ※ This product for spray angle 90° and 120° is able to be made to order.

Spray Angle	Capacity Code	Thread Size			Capacity at Pressure									Average particle size (um)	Min. Free Passage (mm)	Filter mesh				
		1/8	1/4	3/8	0.7 kgf/cm ²	1 kgf/cm ²	1.5 kgf/cm ²	2 kgf/cm ²	4 kgf/cm ²	6 kgf/cm ²	8 kgf/cm ²	10 kgf/cm ²	15 kgf/cm ²							
60°	10	V	V		0.59	0.71	0.87	1.00	1.41	1.73	2.00	2.24	2.74	230	0.5	100				
	15	V	V		0.89	1.06	1.30	1.50	2.12	2.60	3.00	3.35	4.11		270	0.8	50			
	20	V	V		1.18	1.41	1.73	2.00	2.83	3.46	4.00	4.47	5.48			400	1.1	-		
	25	V	V		1.48	1.77	2.17	2.50	3.54	4.33	5.00	5.59	6.85				400	1.2	-	
	30	V	V		1.77	2.12	2.60	3.00	4.24	5.20	6.00	6.71	8.22					400	1.3	-
	35	V	V		2.07	2.47	3.03	3.50	4.95	6.06	7.00	7.83	9.59						400	1.4
	40	V	V		2.37	2.83	3.46	4.00	5.66	6.93	8.00	8.94	10.95	400						1.5
	50		V	V	2.96	3.54	4.33	5.00	7.07	8.66	10.00	11.18	13.69		400					1.5
	60		V	V	3.55	4.24	5.20	6.00	8.49	10.39	12.00	13.42	16.43			400				1.5
	70		V	V	4.14	4.95	6.06	7.00	9.90	12.12	14.00	15.65	19.17				400			1.7
	80		V	V	4.73	5.66	6.93	8.00	11.31	13.86	16.00	17.89	21.91					400		1.7
	90°			V	5.92	7.07	8.66	10.00	14.14	17.32	20.00	22.36	27.39						400	1.8
			V	7.10	8.49	10.39	12.00	16.97	20.78	24.00	26.83	32.86	400	1.9						-
			V	8.28	9.90	12.12	14.00	19.80	24.25	28.00	31.30	38.34		400	2.3					-

※ For MPa / bar / psi units, please refer to LORRIC.com.

Spray Angle	Capacity Code	Thread Size			Capacity at Pressure									Average particle size (um)	Min. Free Passage (mm)	Filter mesh
		1/8	1/4	3/8	0.7 kgf/cm ²	1 kgf/cm ²	1.5 kgf/cm ²	2 kgf/cm ²	4 kgf/cm ²	6 kgf/cm ²	8 kgf/cm ²	10 kgf/cm ²	15 kgf/cm ²			
90°	10	V	V		0.59	0.71	0.87	1.00	1.41	1.73	2.00	2.24	2.74	-	-	-
	15	V	V		0.89	1.06	1.30	1.50	2.12	2.60	3.00	3.35	4.11	-	-	-
	20	V	V		1.18	1.41	1.73	2.00	2.83	3.46	4.00	4.47	5.48	-	-	-
	25	V	V		1.48	1.77	2.17	2.50	3.54	4.33	5.00	5.59	6.85	-	-	-
	30	V	V		1.77	2.12	2.60	3.00	4.24	5.20	6.00	6.71	8.22	-	-	-
	35	V	V		2.07	2.47	3.03	3.50	4.95	6.06	7.00	7.83	9.59	-	-	-
	40	V	V		2.37	2.83	3.46	4.00	5.66	6.93	8.00	8.94	10.95	-	-	-
	50		V	V	2.96	3.54	4.33	5.00	7.07	8.66	10.00	11.18	13.69	-	-	-
	60		V	V	3.55	4.24	5.20	6.00	8.49	10.39	12.00	13.42	16.43	-	-	-
	70		V	V	4.14	4.95	6.06	7.00	9.90	12.12	14.00	15.65	19.17	-	-	-
	80		V	V	4.73	5.66	6.93	8.00	11.31	13.86	16.00	17.89	21.91	-	-	-
	100			V	5.92	7.07	8.66	10.00	14.14	17.32	20.00	22.36	27.39	-	-	-
	120			V	7.10	8.49	10.39	12.00	16.97	20.78	24.00	26.83	32.86	-	-	-
	140			V	8.28	9.90	12.12	14.00	19.80	24.25	28.00	31.30	38.34	-	-	-
120°	10	V	V		0.59	0.71	0.87	1.00	1.41	1.73	2.00	2.24	2.74	-	-	-
	15	V	V		0.89	1.06	1.30	1.50	2.12	2.60	3.00	3.35	4.11	-	-	-
	20	V	V		1.18	1.41	1.73	2.00	2.83	3.46	4.00	4.47	5.48	-	-	-
	25	V	V		1.48	1.77	2.17	2.50	3.54	4.33	5.00	5.59	6.85	-	-	-
	30	V	V		1.77	2.12	2.60	3.00	4.24	5.20	6.00	6.71	8.22	-	-	-
	35	V	V		2.07	2.47	3.03	3.50	4.95	6.06	7.00	7.83	9.59	-	-	-
	40	V	V		2.37	2.83	3.46	4.00	5.66	6.93	8.00	8.94	10.95	-	-	-
	50		V	V	2.96	3.54	4.33	5.00	7.07	8.66	10.00	11.18	13.69	-	-	-
	60		V	V	3.55	4.24	5.20	6.00	8.49	10.39	12.00	13.42	16.43	-	-	-
	70		V	V	4.14	4.95	6.06	7.00	9.90	12.12	14.00	15.65	19.17	-	-	-
	80		V	V	4.73	5.66	6.93	8.00	11.31	13.86	16.00	17.89	21.91	-	-	-
	100			V	5.92	7.07	8.66	10.00	14.14	17.32	20.00	22.36	27.39	-	-	-
	120			V	7.10	8.49	10.39	12.00	16.97	20.78	24.00	26.83	32.86	-	-	-
	140			V	8.28	9.90	12.12	14.00	19.80	24.25	28.00	31.30	38.34	-	-	-

※ For MPa / bar / psi units, please refer to LORRIC.com.